

7

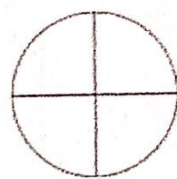
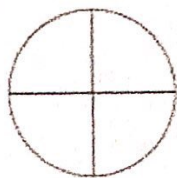
Comparer et ranger les fractions ★

1- Colorie les fractions proposées puis compare-les avec le signe < ou >.


$$\frac{3}{8} \dots\dots\dots \frac{5}{8}$$




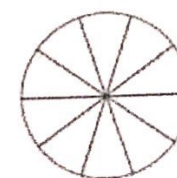
$$\frac{3}{4} \dots\dots\dots \frac{1}{4}$$



$$\frac{3}{6} \dots\dots\dots \frac{2}{6}$$



$$\frac{9}{10} \dots\dots\dots \frac{6}{10}$$



2- Entoure en rouge les fractions inférieures à 1, en bleu les fractions égales à 1 et en vert les fractions supérieures à 1.

- | | | | | | | | | | | |
|---------------|---------------|---------------|---------------|-----------------|----------------|---------------|-----------------|---------------|-----------------|----------------|
| $\frac{3}{8}$ | $\frac{5}{4}$ | $\frac{2}{2}$ | $\frac{7}{5}$ | $\frac{11}{10}$ | $\frac{6}{12}$ | $\frac{3}{2}$ | $\frac{20}{20}$ | $\frac{5}{9}$ | $\frac{13}{16}$ | $\frac{9}{15}$ |
|---------------|---------------|---------------|---------------|-----------------|----------------|---------------|-----------------|---------------|-----------------|----------------|